

## Carbon Nanotubes (CNTs) Nanofluids Flow and Heat Transfer under MHD Effect over a Moving Surface

Nazrul Azlan Abdul Samat<sup>1,2,\*</sup>, Norfifah Bachok<sup>1,3</sup>, Norihan Md Arifin<sup>1,3</sup>

<sup>1</sup> Department of Mathematics and Statistics, Faculty of Science, Universiti Putra Malaysia, 43400 Serdang, Selangor, Malaysia

<sup>2</sup> Department of Management, Faculty of Management and Information Technology, Universiti Sultan Azlan Shah, 33000 Kuala Kangsar, Perak, Malaysia

<sup>3</sup> Institute of Mathematical Research, Universiti Putra Malaysia, 43400 Serdang, Selangor, Malaysia

### ABSTRACT

The 2D steady flow of CNTs nanofluids and heat transfer over the moving plate through a uniform free stream under the effect of magnetohydrodynamics (MHD) is studied. The movement of plate is presumed in the opposite or same direction. A mathematical modelling that is governed by a set of partial differential equations (PDEs) system subjected to boundary conditions is transformed into a system of nonlinear ordinary equations (ODEs). An attempt at finding the expected outcomes is successfully executed by solving ODEs system using MATLAB bvp4c solver. The effect of various parameters such as magnetic field, CNTs volume fraction and moving parameter on velocity and temperature profile, skin friction, Nusselt number and heat transfer rate are investigated numerically. The results are illustrated using graphical approach. From the results, the increment of magnetic field into the flow will increase in both the skin friction and the heat transfer coefficient. Besides that, non-unique solutions are obtained when the plate move in opposite direction.

### Keywords:

CNTs Nanofluids; Heat Transfer; Moving Plate; MHD

Received: 2 Jun. 2022

Revised: 4 Aug. 2022

Accepted: 25 Aug. 2022

Published: 2 Sep. 2022

## 1. Introduction

Heat transfer has been an important topic of debate in thermal engineering. Demand for enhanced thermal system has increased significantly over two decades and has generated many ideas including the use of nanofluids. The term nanofluids refers to the combination of any nanoscale materials in a base fluid [1]. Nanofluids are employed in various thermal applications such as the automotive industry [2]. Providing high thermal conductivity is key to the synthesising of high impact nanofluids. Carbon materials (such as carbon nanotubes (CNTs)), metal materials (such as copper (Cu)), semiconductor material (such as gallium nitride (GaN)) and polymer materials (such as polylactic acid (PLA)) have become favourable selection for preparing nanofluids [3]. Among them, CNTs nanofluids are considered as the best nanofluids as they have the highest thermal conductivity compared to other nanoparticles [4]. Jiang *et al.*, [5] suggested that CNT becomes one of the markedly effective materials as it provides higher thermal conductivity of nanofluids compared to other nanoparticles.

\*Corresponding author.

E-mail address: [ilmulight.86@gmail.com](mailto:ilmulight.86@gmail.com) (Nazrul Azlan Abdul Samat)

CNTs consist of carbon nanoparticles with common range in diameter from 0.5nm to 1.5nm and above 100nm for single-walled carbon nanotubes (SWCNTs) and multi-walled carbon nanotubes (MWCNTs), respectively. Basically, CNTs are constructed and rolled into a cylindrical shape by using one-dimensional graphene structures [6]. To produce CNTs nanofluids, CNTs are immersed in a base fluid such as water, oil and ethylene glycol. The usage of CNTs is to meet the demand for various applications including bio sensors (mostly on electrochemical) [7–9], medical applications [10] and nanogenerators technology [11]. Increasing demand for CNTs with forecasting to elevate around 2,215.5 million by 2032 [12] is due to guarantee for providing high quantity of thermal conductivity, ranging from 0.1 W/mK to 6600 W/mK [13] and high current carrying capability [14]. The thermal conductivity acts a vital role in enhancing on the heat transfer coefficient by increasing the rate of heat transfer [15]. Besides that, CNTs have worked perfectly in nanotechnology by improving the performance of heat transfer with a great thermal and optical properties [16]. An addition, the application of nanomaterials has been involving with the low-cost production and making Ibrahim *et al.*, [17] classified it as an ideal working fluid. Ibrahim *et al.*, [17] concluded that nanofluids has been working at low-cost production but having a supreme property of specific heat and lower viscosity compare to the conventional fluids. These reasons have sufficiently caused many researchers such as Danish *et al.*, [14] to nominate CNTs as the best future transmission network of power system. CNTs have been getting attention from many researchers for over three decades since the first discovery of CNTs by Iijima in 1991 [18] for MWCNTs and followed by SWCNTs in 1993 [19]. Historically, Ferrier and Honeychurch [20] stated that the earliest development of CNTs was initiated by Radushkevich and Lukyanovich and in 1976 by Oberlin *et al.*, Based on [20], six methods can be performed for synthesising CNTs which are arc discharge, laser ablation, chemical vapour deposition, plasma enhanced, liquid electrolysis, and controlled flame environments.

The investigation of boundary layer flow and heat transfer of CNTs have been conducted by many researchers using different physical parameters and surfaces. Khan *et al.*, [21] was believed to be the first researcher to discover the fluid flow and heat transfer of CNTs with presence of Navier slip effect and invariable heat flux over the fixed plate. By taking into account of different parameters such as skin friction and Nusselt numbers they [21] found that a positively agreement of skin friction and Nusselt numbers with the available data. For the fluid flow over a moving surface, Norzawary *et al.*, [22] became one of first researchers to extend the study of boundary layer flow of CNTs passing this surface. To govern the model, Norzawary *et al.*, [22] inspired the work from Bachok *et al.*, [23]. From this analysis, a dual solution was found when the plate moved reversely to the free stream. In the term of skin friction coefficient and local Nusselt numbers, they also found that MWCNTs were less efficient than SWCNTs.

Magnetohydrodynamic (MHD) can represent as magneto-fluid dynamics where it can be used to investigate on electrically and conductivity accompanying fluids in magnetic field [24]. Magnetic field will create a positive response to the local skin friction where the local skin friction coefficient will rise significantly in fluid. Based on the experiment work completed by Masaaki *et al.*, [25], the magnetic field will give a positive impact to the coefficient of heat transfer. The heat transfer coefficient will increase when the magnetic field rises in fluid. Ferdows *et al.*, [26] shared the same view as Masaaki *et al.*, by concluding that the magnetic field can give the positive impact to the rate of heat transfer and temperature.

The boundary layer flow and heat transfer of CNTs nanofluids with the presence of MHD has been reviewed experimentally and theoretically by many investigators such as [27]. Mittal *et al.*, studied MHD flow with Cu-water nanofluid. Besides that, the numerical analysis on CNTs nanofluids flow in the existence of magnetic field have studied for various surfaces such as [28] for vertical plate, moving disk and stretching/shrinking sheet respectively. However, to date, we have found that no

research has been conducted on exploring the boundary layer flow of CNTs past a moving surface in the presence of MHD. This gap allows us to extend the work from [22] and [23] to study the effect of MHD in CNTs nanofluids flow past the moving surface.

## 2. Mathematical Formulation

This model deals with two dimensional (2D) steady flow past a moving plate in the presence of magnetic field. This flow is categorised as incompressible and laminar flow that passes SWCNTs and MWCNTs. Water and kerosene are selected to be the base fluid. The thermal properties of CNTs and two types of base fluid are depicted in Table 1.

**Table 1**  
 Thermophysical properties of CNTs and base fluids [21]

Physical Properties	Nanoparticles		Base Fluid	
	SWCNTs	MWCNTs	Water	Kerosene
$\rho$ (kg/m <sup>3</sup> )	2,600	1,600	997	783
$C_p$ (J/kg K)	425	796	4,179	2,090
$k$ (W/m K)	6,600	3,000	0.613	0.145

By extending and modifying the works from [15] and [22], the boundary layer equations for this model can be constructed a

$$\frac{\partial(u)}{\partial x} + \frac{\partial(v)}{\partial y} = 0, \tag{1}$$

$$u \frac{\partial(u)}{\partial x} + v \frac{\partial(v)}{\partial y} = \frac{\mu_{nf}}{\rho_{nf}} \frac{\partial^2(u)}{\partial y^2} + \frac{\sigma_{nf}}{\rho_{nf}} B^2(U - u), \tag{2}$$

$$u \frac{\partial(T)}{\partial x} + v \frac{\partial(T)}{\partial y} = \sigma_{nf} \frac{\partial^2(T)}{\partial y^2}. \tag{3}$$

The complete boundary conditions can be written as follows:

$$u = U_w = \lambda U, v = 0, T = T_w \text{ at } y = 0, u \rightarrow U_\infty, T \rightarrow T_\infty, \text{ as } y \rightarrow \infty. \tag{4}$$

The velocity components are represented by  $u$  and  $v$  where these components move along the coordinate cartesian ( $x, y$ ) directions. The  $x$ -axis is determined along the plate and the  $y$ -axis is normal to the  $x$ -axis. The term of  $\mu_{nf}/\rho_{nf}$  can be set as  $\nu_{nf} = \mu_{nf}/\rho_{nf}$ , where  $\nu_{nf}$  is the effective kinematic viscosity. The uniform velocity of free stream flow  $U$  can be written as  $U = U_w + U_\infty$ .  $T$  represents the temperature of nanofluids and  $B$  is the magnetic field applied to the fluid flow such that  $B = \beta_0/2x$ .  $T_w$  defines as the constant value of temperature and  $T_\infty$  is assigned as the temperature in the ambient fluid. The term of  $\lambda$  and  $\sigma$  is the velocity parameter and the slip parameter, respectively. In this model, the subscripts  $f$ ,  $nf$  and  $CNT$  can be referred as fluid, nanofluid and carbon nanotube, respectively. The thermal correlation of nanofluids for viscosity,  $\mu_{nf}$ , density,  $\rho_{nf}$  and thermal diffusivity,  $\alpha_{nf}$  can be written as follows:

$$\mu_{nf} = \frac{\mu_f}{(1 - \varphi)^{(2.5)}}, \rho_{nf} = (1 - \varphi)\rho_f + \varphi\rho_{CNT}, \alpha_{nf} = \frac{k_{nf}}{(\rho C_p)_{nf}}, \quad (5)$$

where  $\varphi$  is the nanoparticle volume fraction,  $(\rho C_p)_{nf}$  is the heat capacity of nanofluids and  $k_{nf}$  is the thermal conductivity of nanofluids. From [29],  $(\rho C_p)_{nf}$  and  $k_{nf}$  can be illustrated as:

$$k_{nf} = k_f \left( \frac{1 - \varphi + 2\varphi \frac{k_{CNT}}{k_{CNT} - k_f} \ln \frac{k_{CNT} + k_f}{2k_f}}{1 - \varphi + 2\varphi \frac{k_f}{k_{CNT} - k_f} \ln \frac{k_{CNT} + k_f}{2k_f}} \right), (\rho C_p)_{nf} = (1 - \varphi)(\rho C_p)_f + \varphi(\rho C_p)_{CNT}, \quad (6)$$

where  $k_f$  and  $k_{CNT}$  are the thermal conductivity of fluids and carbon nanotubes, respectively, and  $(\rho C_p)_f$  and  $(\rho C_p)_{CNT}$  are the heat capacity of fluids and carbon nanotubes, respectively. The term of the kinematic viscosity of nanofluids,  $k_{nf}$  in Eq. (6) can be arranged as

$$\frac{k_{nf}}{k_f} = \left( \frac{1 - \varphi + 2\varphi \frac{k_{CNT}}{k_{CNT} - k_f} \ln \frac{k_{CNT} + k_f}{2k_f}}{1 - \varphi + 2\varphi \frac{k_f}{k_{CNT} - k_f} \ln \frac{k_{CNT} + k_f}{2k_f}} \right)$$

where  $\frac{k_{nf}}{k_f}$  is describing the effect of space distribution of CNTs on the thermal conductivity [30].

To reduce the partial differential equations (PDEs) Eq. (1 - 3) to the ordinary equations (ODEs), we will use the similarity variables as follows:

$$\eta = y \sqrt{\frac{U}{v_f x}}, \psi = \sqrt{v_f x U} f(\eta), \theta(\eta) = \frac{T - T_\infty}{T_w - T_\infty}, \quad (7)$$

where  $\psi$  represents the stream function with  $u = \frac{\partial \psi}{\partial y}$  and  $v = \frac{\partial \psi}{\partial x}$

Utilizing the similarity variables (from Eq. (7)) to transform PDEs (Eq. (2) and (3)) into ODEs with respect to  $\eta$  in the following form:

$$\frac{1}{(1 - \varphi)^{(2.5)} + \left(1 - \varphi + \frac{\varphi \rho_{CNT}}{\rho_f}\right)} f'''' + \frac{1}{2} f f'' + M(1 - f') = 0, \quad (8)$$

$$\frac{1}{Pr} \left[ \frac{1}{1 - \varphi + \frac{\varphi(\rho C_p)_{CNT}}{(\rho C_p)_f}} \right] \theta'' + \frac{1}{2} f \theta' = 0, \quad (9)$$

where

$$M = U \frac{\sigma B^2}{\rho_{nf}}$$

defines as the magnetic field and  $Pr = \frac{\nu_f}{\alpha_f}$  refers the Prandtl number and  $\nu_f$  is the effective kinematic viscosity of fluid, subject to the transformation boundary conditions as follows:

$$f'(0) = \lambda, f(0) = 0, \theta(0) = 1, f'(\eta) \rightarrow (1 - \lambda), \theta(\eta) \rightarrow 0, \text{ as } \eta \rightarrow \infty. \quad (10)$$

As our main goal is to study the influence of different parameters on the performance of heat transfer such as velocity and temperature then we define the skin friction coefficient,  $C_f$ , and the local Nusselt number,  $Nu_x$ , as follows

$$C_f = \frac{\tau_w}{\rho_f U^2}, Nu_x = \frac{x''}{k_f (T_w - T_\infty)}, \quad (11)$$

where  $\tau_w$  and  $q_w$  is the surface shear stress and the heat flux, respectively.  $\tau_w$  can be expressed as

$$\tau_w = \mu_{nf} \left( \frac{\partial u}{\partial y} \right) \text{ at } y = 0, q_w = -k_{nf} \left( \frac{\partial T}{\partial y} \right) \text{ at } y = 0. \quad (12)$$

From Eq. (7), we will set

$$\frac{\partial T}{\partial y} = \sqrt{\frac{U}{\nu_f x}} \theta' \text{ at } y = 0. \quad (13)$$

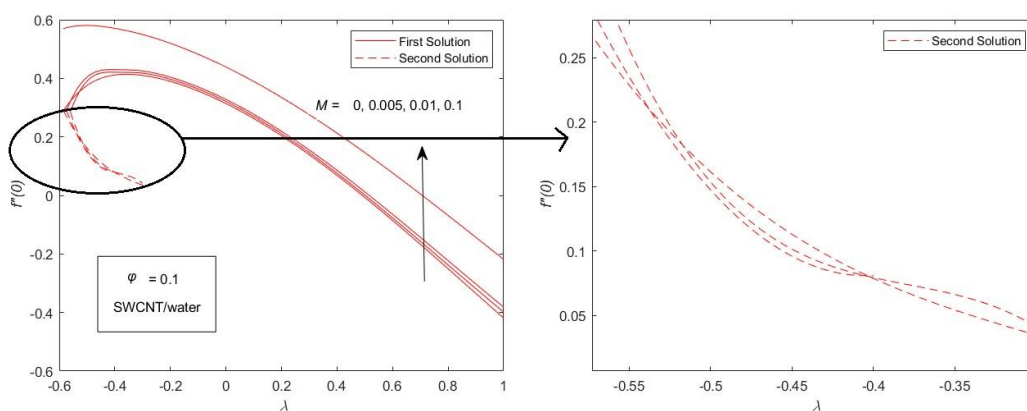
Substituting Eq. (12) and (13) into Eq. (11) resulting in

$$C_f Re_x^{1/2} = \frac{1}{(1 - \varphi)^{(2.5)}} f''(0), Nu_x Re_x^{-1/2} = - \left( \frac{k_{nf}}{k_f} \right) \theta'(0), \quad (14)$$

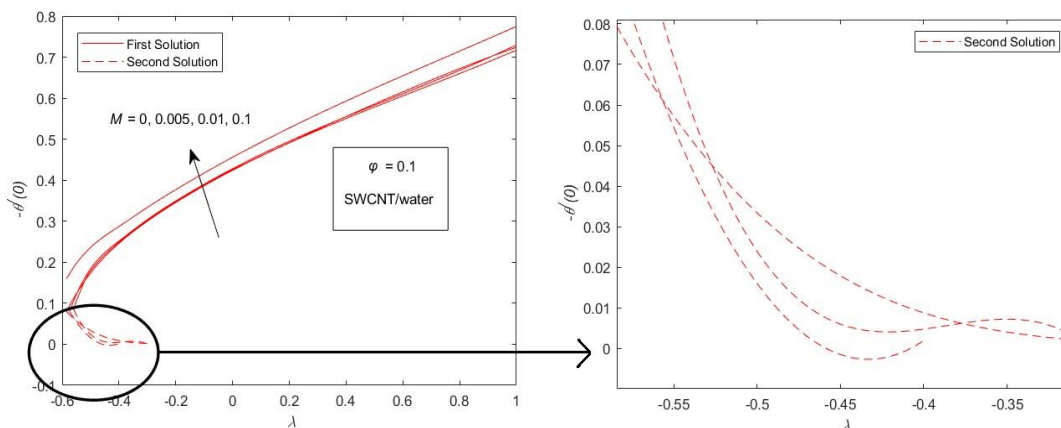
where  $Re_x = \frac{Ux}{\nu_f}$  is the local Reynold number.

### 3. Results and Discussion

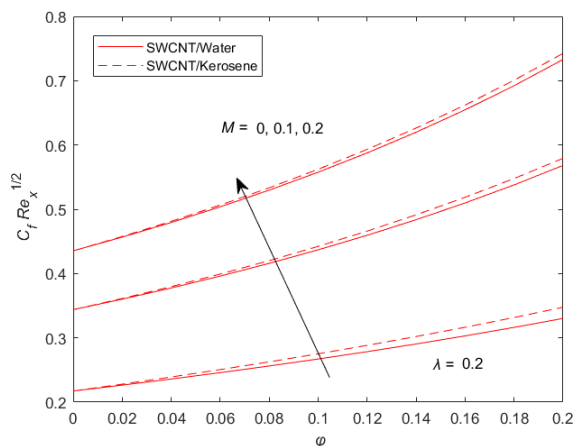
Analytical solutions for ODEs system in Eq. (8) and Eq. (9) through a set of initial values and boundary conditions as mentioned in Eq. (10) are solved numerically using bvp4c MATLAB package. First, we observe the variation values of the reduced skin friction,  $f''(0)$  and the reduced on the heat transfer coefficient,  $-\theta'(0)$  with different values of magnetic field,  $M$  and moving parameter,  $\lambda$ . The value of  $M = 0$  indicates that the flow is without the influence of magnetic field in the fluid flow. We also assume that the plate is moving to the free stream in opposite ( $\lambda < 0$ ) or same ( $\lambda > 0$ ) direction. These phenomena can be illustrated in Figure 1 and 2. From these figures, we can see the range of single solutions can be detected  $\lambda > 0$  and  $M > 0.1$  while for  $\lambda < 0$  and  $M < 0.1$  the non-unique solutions (dual solutions) will emerge. Besides that, the rise in  $M$  will increase and improve  $f''(0)$  and  $-\theta'(0)$ .



**Fig. 1.** Variation of  $f''(0)$  with different  $M$  and  $\lambda$  for SWCNT/water

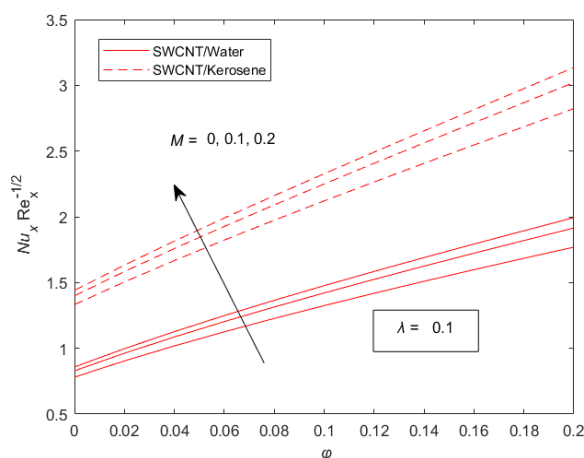


**Fig. 2.** Variation of  $-\theta'(0)$  with different  $M$  and  $\lambda$  for SWCNT/water



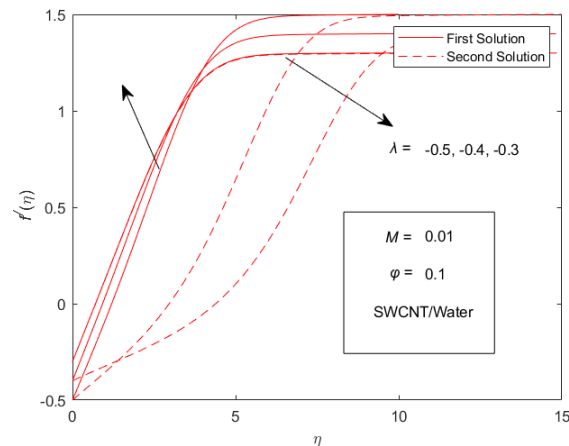
**Fig. 3.** Effect of different values of  $M$  on the skin friction coefficient using various  $\varphi$  for SWCNT/water and SWCNT/kerosene

To make a decision based on the type of base fluid, we do analysis on the effect of  $M$  for SWNCT in water and kerosene by applying a variety number of  $\varphi$ . By referring on Figure 3 and 4, we can see obviously that SWCNT/kerosene is more effective than SWCNT/water both in skin friction coefficient and local Nusselt number.



**Fig. 4.** Effect of different values of  $M$  on the Nusselt number using various  $\varphi$  for SWCNT/water and SWCNT/kerosene

The investigation of the velocity profile for SWCNT/water can be viewed in Figure 5. From this figure, when  $M$  is set at  $M = 0.01$  and the range of  $\lambda$  is  $-0.5 \leq \lambda \leq -0.3$ , we can see that the thickness of momentum boundary and thermal boundary layer for second solution is bigger than first solution.



**Fig. 5.** Effect of different values of  $\lambda$  on the velocity profile using various  $\eta$  for SWCNT/water

#### 4. Conclusion

From this present paper, we have investigated theoretically and numerically CNTs nanofluids flow and the properties of heat transfer over a moveable plate. From our analysis, we can summarise that

- i. The duality solutions appear for the range of  $\lambda < 0$  and at  $M < 0.1$ .
- ii. Employing magnetic field into CNTs nanofluids can improve in both the skin friction and heat transfer coefficient.
- iii. Kerosene will perform better as a base fluid compare to water in term of the skin friction coefficient and heat transfer coefficient.

#### References

- [1] Hammad Younes, Mingyang Mao, S.M.Sohel Murshed, Ding Lou, Haiping Hong and G.P.Peterson. "Nanofluids: Key parameters to enhance thermal conductivity and its applications." *Applied Thermal Engineering Volume 207* (2022): 118202.
- [2] Elvia Anabela Chavez Panduro, Francesco Finotti, Gr'egory Largiller, and Karl Yngve Lerv'ag. "A review of the use of nanofluids as heat-transfer fluids in parabolic-trough collectors." *Applied Thermal Engineering* 211 (2022): 118346.
- [3] Ibrahim Khan, Khalid Saeed and Idrees Khan. "Nanoparticles: Properties, applications and toxicities." *Arabian Journal of Chemistry* 12 (2019): 908-931.
- [4] Ali, N., Bahman, A.M., Aljuwayhel, N.F., Ebrahim, S.A., Mukherjee, S. and Alsayegh, A. "Carbon-Based Nanofluids and Their Advances towards Heat Transfer Applications—A Review." *Nanomaterials* 11 (2021): 1628.
- [5] Haifeng Jiang, Qiang Zhang and Lin Shia. "Effective thermal conductivity of carbon nanotube-based nanofluid." *Journal of the Taiwan Institute of Chemical Engineers* 55 (2015): 76–81.
- [6] Konrath, Lee, D.-K., Yoo, J., Kim, H., Kang, B.-H. and Park, S.-H. "Electrical and thermal properties of carbon nanotube polymer composites with various aspect ratios." *Materials* 15 (2022): 1356.
- [7] Zhang C and Du X. "Electrochemical sensors based on carbon nanomaterial used in diagnosing metabolic disease." *Front. Chem.* 8:651 (2020).
- [8] Evellin E. S. Bruzaca, Raissa C. de Oliveira, Mateus S. S. Duarte, Camila P. Sousa, Simone Morais, Adriana N. Correia ORCID logo and Pedro de Lima-Neto. "Electrochemical sensor based on multi-walled carbon nanotubes for imidacloprid determination." *Anal. Methods* 13 (2021): 2124-2136.
- [9] Cho, G., Azzouzi, S., Zucchi, G. and Lebental, B. "Electrical and electrochemical sensors based on carbon nanotubes for the monitoring of chemicals in water—a review." *Sensors* 22 (2022): 218.
- [10] Zhang C, Wu L, de Perrot M and Zhao X. "Carbon nanotubes: a summary of beneficial and dangerous aspects of an increasingly popular group of nanomaterials." *Front. Oncol.* 11 (2021): 693814.
- [11] Nasrin Afsarimanesh, Anindya Nagb, Md. Eshrat e Alahid, Sudhangshu Sarkare, Subhas Mukhopadhyay, Ghobad Shafiei Sabet and Mehmet Ercan Altinsoy. "A critical review of the recent progress on carbon nanotubes-based nanogenerators." *Sensors and Actuators: A. Physical* 344 (2022): 113743.



- [12] "The Global Market for Carbon Nanotubes 2022-2032." Accessed November, 2022. The Global Market for Carbon Nanotubes 2022-2032. <https://www.futuremarketinsights.com/reports/global-carbon-nanotubes-market>.
- [13] Kumaneck, B., Janas, D. "Thermal conductivity of carbon nanotube networks: a review." *J. Mater. Sci.* 54 (2019): 7397–7427.
- [14] Danish Khan, Mujahid Ali, Ahmed Muddassir Khan and Mohsin Ali. "Significances, possibilities and challenges of developing power transmission line conductors from carbon nanotubes." *Materials Today: Proceedings* 56 (2022) 1478-1483.
- [15] Norfifah Bachok, Anuar Ishak and Ioan Pop. "Boundary-layer flow of nanofluids over a moving surface in a flowing fluid." *International Journal of Thermal Sciences Volume* 49, Issue 9 (2010): 1663-1668.
- [16] Mohammad Ghalandari, Akbar Maleki, Arman Haghighi, Mostafa Safdari Shadloo, Mohammad Alhuyi Nazari and Iskander Tlili. "Applications of nanofluids containing carbon nanotubes in solar energy systems: A review." *Journal of Molecular Liquids* 313 (2020): 113476.
- [17] Haziqatulhanis Ibrahim, Norazlianie Sazali, Ahmad Syahiman Mohd Shah, Mohamad Shaiful Abdul Karim, Farhana Aziz and Wan Norharyati Wan Salleh. "A review on factors affecting heat transfer efficiency of nanofluids for application in plate heat exchange." *Journal of Advanced Research in Fluid Mechanics and Thermal Sciences* 60, Issue 1 (2019): 144-154.
- [18] Iijima S. "Helical microtubules of graphitic carbon." *Nature* 354 (1991): 56–58.
- [19] Iijima S., Ichihashi T. "Single-shell carbon nanotubes of 1-nm diameter." *Nature* 363 (1993).
- [20] David C. Ferrier and Kevin C. Honeychurch. "Carbon nanotube (CNT)-based biosensors." *Biosensors (Basel)*, (2021) 486.
- [21] W.A.Khan, Z.H.Khan and M.Rahi. "Fluid flow and heat transfer of carbon nanotubes along a flat plate with Navier slip boundary." *Appl Nanosci* 4 (2014): 633-641.
- [22] N.H.A. Norzawary, N. Bachok and F.M. Ali. "Boundary layer flow and heat transfer on a moving plate in a carbon nanotubes." *Journal of Multidisciplinary Engineering Science and Technology* Vol. 6 Issue 12 (2019) 62-67.
- [23] N. Bachok, A. Ishak, and I. Pop. " Flow and heat transfer characteristics on a moving flat plate in a nanofluid." *Int. Journal of Heat and Mass Transfer*, Vol. 55 (2012): 642-648.
- [24] S. Arulmozhi, K. Sukkiramathi, S.S. Santra, R. Edwan, Unai Fernandez-Gamiz and Samad Noeiaghdam. "Heat and mass transfer analysis of radiative and chemical reactive effects on MHD nanofluid over an infinite moving vertical plate." *Results in Engineering* 14 (2022): 100394.
- [25] Masaaki Motozawaa, Jia Changa, Tatsuo Sawadac and Yasuo Kawaguchia. "Effect of magnetic field on heat transfer in rectangular duct flow of a magnetic fluid." *Physics Procedia* 9 (2010): 190-193.
- [26] M. Ferdows, MD. Shamshuddin, S. O. Salawu and Motahar Reza. "Computation of heat transfer in magnetised Blasius flow of nanofluids with suspended carbon nanotubes through a moving flat plate." *International Journal of Ambient Energy* (2022).
- [27] S. Mittal, B. Nigam, A. Prakash, S. Satsangi, P. K. Mahto and B. P. Swain. "Review of Magnetohydrodynamics flow in Nanofluid." *IOP Conf. Ser.: Mater. Sci. Eng.* 377 012176 (2018).
- [28] Ikhlaq Ahmad, Mudassar Nazar, Mushtaq Ahmad, Zaib Un Nisa and Nehad Ali Shah. "Nanofluid over an infinite vertical plate with first-order chemical reaction, porous medium, and suction/injection." *Mathematical Methods in the Applied Sciences* (2020).
- [29] Nur Syazana Anuar, Norfifah Bachok and Ioan Pop. "A stability analysis of solutions in boundary layer flow and heat transfer of carbon nanotubes over a moving plate with slip effect." *Energies* 11 (2018).
- [30] Qingzhong Xue. "Model for thermal conductivity of carbon nanotube-based composites." *Physica B Condensed Matter* 368(2005) 302–307.